

HDSGP1

2 HP Grinder Pump

Features

- Ideal for long distance runs or high static heads
- Hardened 440 SST (56-60 Rockwell) shredding ring & grinder impeller macerates domestic sewage in to a fine slurry.
- Double mechanical seal - Silicone Carbide (Main), Carbon Ceramic (Secondary)
- Vortex impeller, helps prevent clogging and increases bearing life.
- Dual sealing chambers with moisture detection.

Specifications

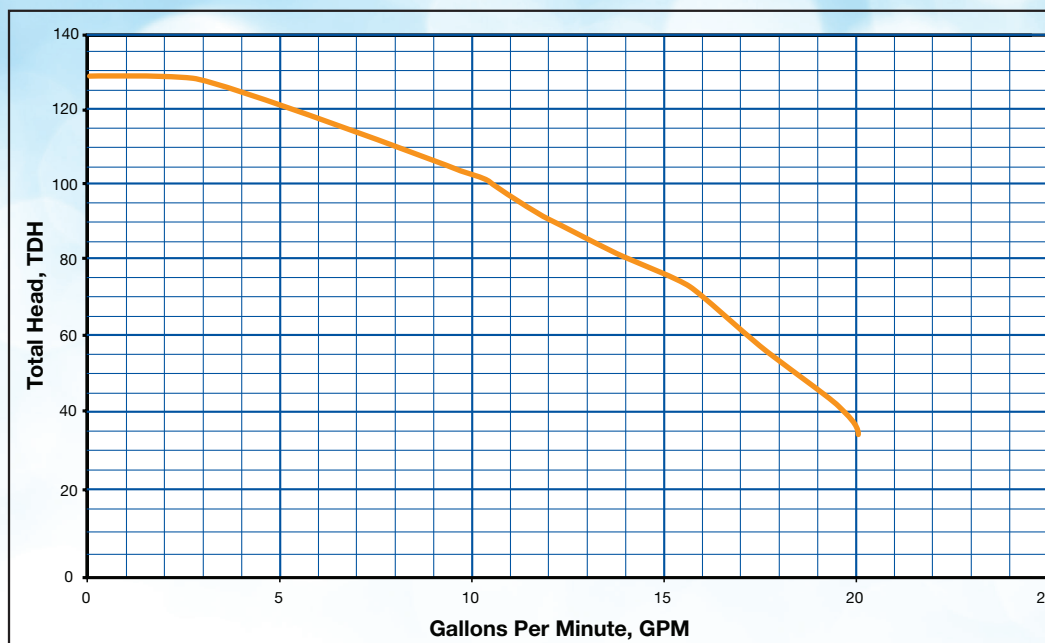
Discharge	1 1/4" NPT. Vertical
Motor Housing	Ductile Iron
Volute	Ductile Iron
Seal Plate	Ductile Iron
Liquid Temperature	140° F (Intermittent) 120° F (Continuous)
Impeller	Ductile Iron, 10 vane Vortex, Dynamically Balanced
Shaft	Stainless Steel
Shaft Seal	Main - Mechanical Silicone - Carbide, Secondary - Carbon - Ceramic
Bearing (Upper & Lower)	Single Row, Ball, Lubricated
Hardware	300 Series, Stainless Steel
Square Rings	Buna-N
Cord	30' length UL/C Listed 14 AWG. Type SOOW Standard, Up to 50' length Available
Motor (Single Phase)	2 HP, 3450 RPM, 60Hz, Oil Filled, 200/230 Volt NEMA L includes motor overload protection Class F, Capacitor Start/Capacitor Run



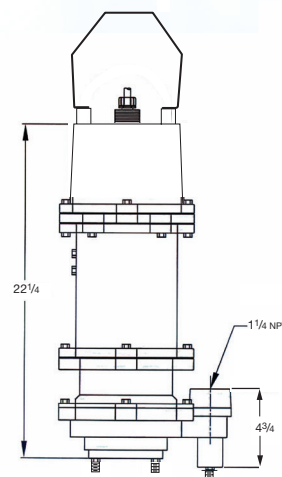
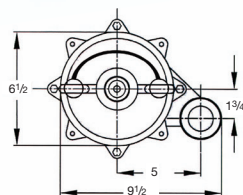
HDSGP1

2 HP Grinder Pump

Performance



Dimensions



Model	HP	Volts	Phase	Amps	Cord Length	Switch	Weight
HDSGP1-2021	2	230	1	14.5	20'	Manual	100 Lbs
HDSGP1-2023	2	230	3	8.8	20'	Manual	100 Lbs
HDSGP1-2043	2	460	3	4.4	20'	Manual	100 Lbs

Milwaukee Pump manufactures and distributes sewage and industrial water pumps. These products if improperly used or not used for their intended purpose or used by untrained persons may cause injury or death. Caution is urged to avoid utilizing the products until you have carefully read the product literature including directions on safe operation. Milwaukee Pump Co. disclaims any liability due to improper use.

